



Krieger's HC30 Cam Lift Hinge



Krieger's HC30 Cam Lift Hinge is an industry game-changer featuring a new design that enhances radial strength to support heavy loading and ensure longer lasting performance. Easy to maintain, the Cam Lift Hinge comes with an optional security pin and is fully ADA compliant.

Easy, Time-Saving Maintenance

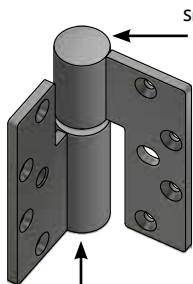
A new fitting at the bottom of the Cam Lift Hinge makes it easy to keep lubricated—without having to remove the door from its hinges. Now one person can do in a matter of minutes what used to take two or more people hours. Keeping hinges properly lubricated and maintained improves performance and extends the life of the door.



Fire rated up to 3 hours on selected door assemblies.

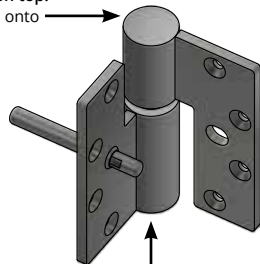


Standard Cam Lift Hinge



Smaller barrel on top.
Plate mounted onto door leaf.

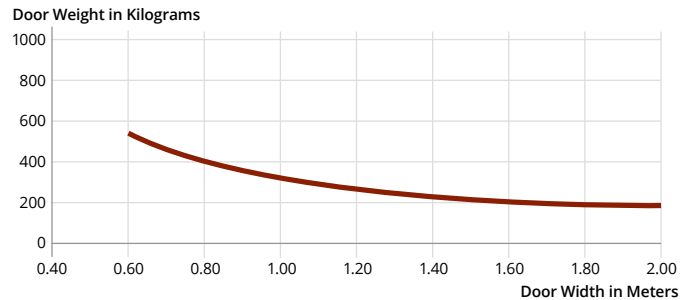
Cam Lift Hinge with Security Pin



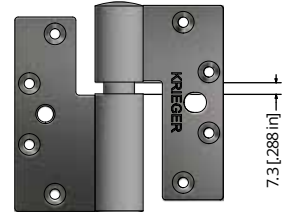
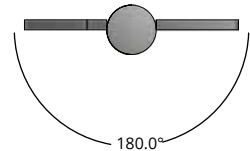
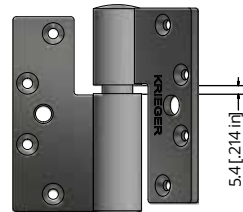
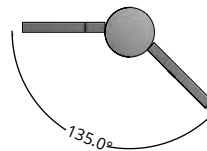

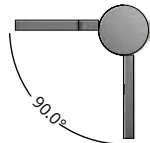
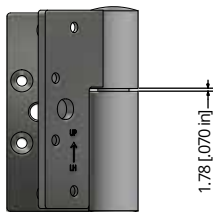
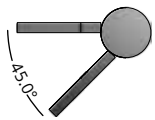
Larger barrel on bottom.
Plate mounted onto frame.

Loading Chart

The following chart is a guide for maximum door sizes and weights and a door height of 7 feet using 2 hinges spaced at the top and bottom of the leaf.



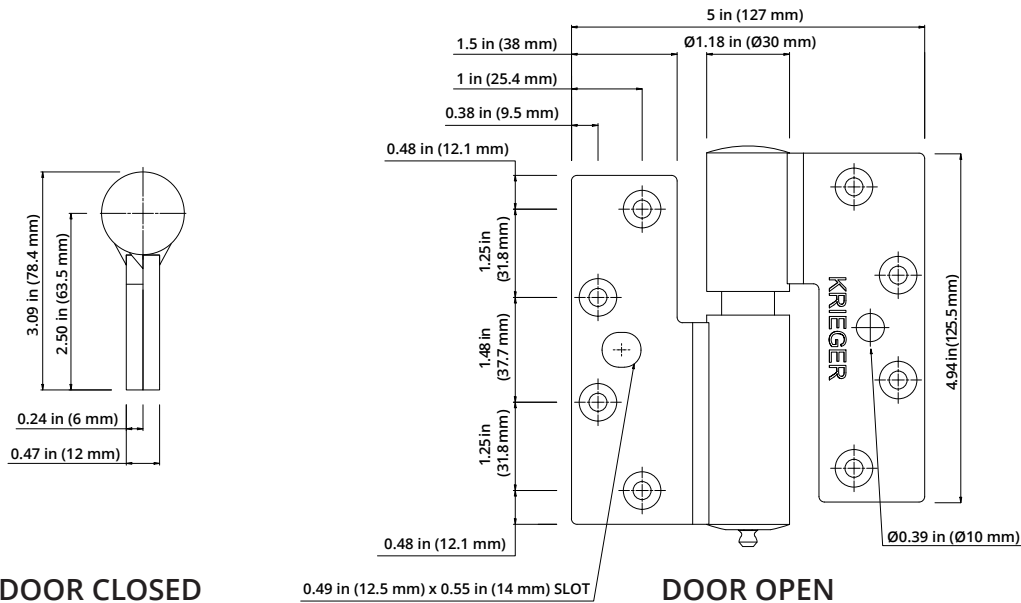
Cam Lift Hinge Details



KSP-22-482

Krieger's HC30 Cam Lift Hinge

Technical Drawings



Cam Lift Hinge Finishes



Cam Lift Hinges come in a stainless-steel satin finish—32D.

Custom finishes are available upon request.

Install using QTY 8 #12-24 Undercut Stainless Steel Screws

Krieger's HC30 Cam Lift Hinge Features

100% ADA Compliant

Krieger's lab testing of the Cam Lift Hinge shows it to be fully compliant with the Americans with Disabilities Act (ADA) requirements regarding the maximum force required to pull the door open—less than 5 pounds on door leaves under 500 pounds. The versatility of the Cam Lift Hinge means it can be used in any location, even for heavy doors.

Tight Acoustical Seal

The Cam Lift Hinge enables the door bottom seal to be adjusted quickly and accurately at the time of installation and also for adjustment after many years of operation.

Additionally, our Cam Lift Hinges accommodate for a 13mm total vertical rise to ensure that the door easily clears any floor coverings after it swings past the threshold. When closed, the Cam Lift Hinge lowers into place for a tight seal.

ASTM F476 Performance

Krieger's Cam Lift Hinge meets the highest ASTM F476 requirements for swinging door assemblies. With a Grade 40 rating for hinge impact and pin tensile load resistance, the Cam Lift Hinge has proven performance for security applications.

Designed for Radial Strength

Our Cam Lift Hinges feature a proprietary design that reinforces the hinge from top to bottom without the use of a Teflon™ sleeve, which had been prone to wearing out. This solution allows the hinge to support heavy loading and, along with the stainless steel, offers superior strength and long-term durability.

KSP-22-482